

FLN Series

English Work Book-1

Classes VI and VII



ಸಮಗ್ರ ಶಿಕ್ಷಣ - ಕರ್ನಾಟಕ

#BeTheGiveR



—:ಪುಸ್ತಕದ ಕುರಿತಾಗಿ:—

- ಈ ಪುಸ್ತಕವು ಮಕ್ಕಳಿಗೆ ಇಂಗ್ಲಿಷ್ ಭಾಷೆಯನ್ನು ಅಕ್ಷರದ ಹಂತದಿಂದ ಪರಿಚಯಿಸುತ್ತದೆ.
- ಪ್ರತಿನಿತ್ಯ ಓದಲು, ಬರೆಯಲು ಹಂತಹಂತವಾಗಿ ಅಭ್ಯಾಸಗಳನ್ನು ನೀಡಲಾಗಿದೆ.
- ಈ ಪುಸ್ತಕದ ಅಭ್ಯಾಸದ ಕೊನೆಯಲ್ಲಿ ಮಕ್ಕಳು ಸರಳ ಪದಗಳು - three letter word families ಮತ್ತು ಸರಳ ವಾಕ್ಯಗಳನ್ನು ಅರ್ಥೈಸಿಕೊಂಡು ಓದಲು ಬರೆಯಲು ಕಲಿಯಬಹುದು.
- ಈ ಪುಸ್ತಕವು ಇಂಗ್ಲಿಷ್ ಭಾಷೆಯನ್ನು ಆರಂಭಿಕ ಹಂತದಿಂದ ಕಲಿಯಲು ಸೂಕ್ತವಾಗಿದೆ.

—:ಸೂಚನೆಗಳು:—

- ಪ್ರತಿನಿತ್ಯ ಒಂದು ಪುಟದಷ್ಟಾದರೂ ಅಭ್ಯಾಸ ಮಾಡಬೇಕು.
- ಓದುವಾಗ ಪೋಷಕರು/ ಶಿಕ್ಷಕರು/ಸಹಪಾಠಿಗಳ ಮುಂದೆ ಜೋರಾಗಿ ಓದಿ, ಉಚ್ಚಾರಣೆ ಸರಿಯಾಗಿದೆಯೇ ಎಂದು ತಿಳಿಯಬೇಕು. ಇಲ್ಲದಿದ್ದಲ್ಲಿ ಸರಿಪಡಿಸಿಕೊಳ್ಳಬೇಕು.
- ನಂತರ ಬರೆಯುವ ಅಭ್ಯಾಸ ಮಾಡಬೇಕು. ಬರೆಯುವಾಗ ಜೋರಾಗಿ ಓದುತ್ತಾ ಬರೆದರೆ ಒಳ್ಳೆಯದು.
- ಯಾವುದೇ ಭಾಗದಲ್ಲಿ ಸಹಾಯ ಬೇಕಿದ್ದಲ್ಲಿ, ಕೇಳಿ ಪಡೆಯಬೇಕು.
- ವಾರಕೊಮ್ಮೆ ಶಿಕ್ಷಕರಿಗೆ ತೋರಿಸಿ ಸಹಿ ಪಡೆಯಬೇಕು.
- ಯಾವುದೇ ಪರಿಕಲ್ಪನೆಯ ಮೇಲೆ ಹೆಚ್ಚಿನ ಅಭ್ಯಾಸಕ್ಕಾಗಿ ಮತ್ತು ಪುಸ್ತಕದ ಡಿಜಿಟಲ್ ಪ್ರತಿಗಾಗಿ ಈ ಲಿಂಕ್ ಅಥವಾ QR code ಬಳಸಬಹುದು:
<http://sikshana.org/fln.html>
- QR code ಗಳನ್ನು smart phone ಮೂಲಕ scan ಮಾಡಲು google lens ಅಥವಾ ಇನ್ನಿತರೇ ಸೂಕ್ತ app download ಮಾಡಿ ಬಳಸಬೇಕು.



" We have put our efforts to make this book free of content errors and typos. However, if you happen to find any or have suggestions for improvement, please reach out to us at feedback@sikshana.org "

Table of Contents

| | |
|--|-------|
| 1. Big and small letters for reference and tracing | 1 |
| 2. Tracing big letters A-Z | 2 |
| 3. Tracing small letters a-z | 3 |
| 4. Letter and three letter word activities..... | 4-5 |
| 5. Speaking - simple question and answers | 5 |
| 6. Alphabet poster | 6-7 |
| 7. Word and sentence activities | 8-10 |
| 8. Chart activity – colours, seasons, clothes, shapes, days of the week, months of the year | 11 |
| 9. Word families – words and activities | 12 |
| 10. Reading – short sentences | 13 |
| 11. Word families – words and activities | 14 |
| 12. Conversation – Saying hello! | 14 |
| 13. Word families – words and activities | 15-18 |
| 14. Sight word activities | 19-21 |
| 15. Grammar – using a, an, this, that | 22-23 |
| 16. Word families – words and activities | 24 |
| 17. Grammar – pronouns (my, your) | 25 |
| 18. Reading – short sentences | 26 |
| 19. Grammar – pronouns (he, she, his her, you, I) | 27-30 |
| 20. Grammar – prepositions (on, under) | 31-32 |
| 21. Reading – short sentences | 33 |
| 22. Sight words | 34-35 |
| 23. Word families .. | 36-39 |
| 24. Reading and picture comprehension | 40 |
| 25. Sight words | 41 |

Read and trace. ಓದಿ ಮತ್ತು ತಿದ್ದಿರಿ.

| | | | | | |
|---|---|----|---|---|----|
| A | a | Aa | N | n | Nn |
| B | b | Bb | O | o | Oo |
| C | c | Cc | P | p | Pp |
| D | d | Dd | Q | q | Qq |
| E | e | Ee | R | r | Rr |
| F | f | Ff | S | s | Ss |
| G | g | Gg | T | t | Tt |
| H | h | Hh | U | u | Uu |
| I | i | Ii | V | v | Vv |
| J | j | Jj | W | w | Ww |
| K | k | Kk | X | x | Xx |
| L | l | Ll | Y | y | Yy |
| M | m | Mm | Z | z | Zz |





























Trace and write the letters – Capital letters. ಈ ಕೆಳಗಿನ ಕ್ಯಾಪಿಟಲ್ ಅಕ್ಷರಗಳನ್ನು ತಿದ್ದಿ ಮತ್ತು ಬರೆಯಿರಿ.

A B C D E F G H I J K L M

N O P Q R S T U V W X Y Z

Write the capital letters. ಕ್ಯಾಪಿಟಲ್ ಅಕ್ಷರಗಳನ್ನು ಬರೆಯಿರಿ.

Fill in the missing letters. ಬಿಟ್ಟ ಅಕ್ಷರಗಳನ್ನು ತುಂಬಿರಿ. (A, B, C, D... ಕ್ರಮದಲ್ಲಿ)

1.       
2.       
3.       
4.       

Write the words in alphabetical order. (Look at the first letter and arrange starting from A. ಪದಗಳ ಮೊದಲ ಅಕ್ಷರಗಳನ್ನು ಗಮನಿಸಿ A, B, C, D ಕ್ರಮದಲ್ಲಿ ಜೋಡಿಸಿ.)

| | | | | | | | | | | | |
|-----|-------|-----|-----|-----|-----|-----|-----|-----|--------|-----|-----|
| Cat | Apple | Egg | Fan | Sun | Tin | Zoo | Leg | Bed | Yellow | Van | Dad |
|-----|-------|-----|-----|-----|-----|-----|-----|-----|--------|-----|-----|

| | | | | | | | |
|----|-------|----|--|----|--|-----|--|
| 1. | Apple | 4. | | 7. | | 10. | |
| 2. | Bed | 5. | | 8. | | 11. | |
| 3. | | 6. | | 9. | | 12. | |

Trace and write the letters – Small Letters. ಸ್ಕಾಲ್ ಲೆಟರ್‌ಗಳನ್ನು ತಿದ್ದಿ ಮತ್ತು ಬರೆಯಿರಿ.

a b c d e f g h i j k l m

n o p q r s t u v w x y z

Write the small letters. ಸ್ಕಾಲ್ ಲೆಟರ್‌ಗಳನ್ನು ಬರೆಯಿರಿ.

Fill in the missing letters. ಬಿಟ್ಟ ಅಕ್ಷರಗಳನ್ನು ಬರೆಯಿರಿ.

| | | | | | |
|----|-----------|----|----|--|----|
| Aa | Bb | Cc | Gg | | Ii |
| Mm | | Oo | Qq | | Ss |
| Ww | | Yy | Cc | | Ee |
| Kk | | Mm | Uu | | Ww |

Write. ಬರೆಯಿರಿ.

Your name in all CAPITAL letters

ನಿಮ್ಮ ಹೆಸರನ್ನು ಕ್ಯಾಪಿಟಲ್ ಅಕ್ಷರಗಳಲ್ಲಿ ಬರೆಯಿರಿ.

Your name in all small letters

ನಿಮ್ಮ ಹೆಸರನ್ನು ಸ್ಕಾಲ್ ಅಕ್ಷರಗಳಲ್ಲಿ ಬರೆಯಿರಿ.

Your school's name

ನಿಮ್ಮ ಶಾಲೆಯ ಹೆಸರು:

Match the big and small letters. ಕ್ಯಾಪಿಟಲ್ ಅಕ್ಷರವನ್ನು ಅದರ ಸ್ಮಾಲ್ ಅಕ್ಷರಕ್ಕೆ ಹೊಂದಿಸಿ ಬರೆಯಿರಿ.

f g j t q b s v
Q T S G J F V B

Read and match the same words. ಓದಿ ಮತ್ತು ಒಂದೇ ಪದಗಳನ್ನು ಹೊಂದಿಸಿ.

tall fat sat pin cake tin
pin cake fat sat tin tall

Find and circle the words. ಕೊಟ್ಟಿರುವ ಪದಗಳನ್ನು ಕೋಷ್ಟಕದಲ್ಲಿ ಹುಡುಕಿ ಮತ್ತು ವೃತ್ತ ಹಾಕಿ.

bag tap can van man dog

| | | | | | | | | | | | | | |
|---|---|---|---|---|---|---|---|---|---|---|---|---|---|
| n | b | a | g | o | p | g | c | f | i | d | a | n | o |
| m | d | a | f | h | j | a | n | k | f | m | a | n | a |
| l | f | h | f | c | a | n | s | h | j | p | k | d | l |
| e | c | k | x | a | p | h | b | m | j | a | e | e | d |
| i | e | t | w | f | r | p | k | b | k | v | a | n | f |
| d | d | o | g | q | s | e | r | l | m | f | q | h | p |
| a | o | z | m | v | t | t | a | p | y | e | n | b | v |
| c | c | d | n | j | n | a | d | c | d | b | l | m | b |

Count and write how many. ಅಕ್ಷರಗಳನ್ನು ಕೋಷ್ಟಕದಲ್ಲಿ ಎಣಿಸಿ ಮತ್ತು ಅವು ಎಷ್ಟಿವೆ ಎಂದು ಬರೆಯಿರಿ.

c _____ w _____ m _____ p _____ b _____ d _____

Copy the words. ಪದಗಳನ್ನು ಎರಡು ಬಾರಿ ಬರೆಯಿರಿ.

Read the sentences. ವಾಕ್ಯಗಳನ್ನು ಓದಿ.


| | | | | |
|-----|-----|-----|-----|-----|
| hat | cat | fat | mat | sat |
| | | | | |
| bin | fin | sin | pin | tin |
| | | | | |
| | | | | |

This is a cat.













The cat is fat.

The fat cat has a hat.

The fat cat sat on a mat.



Complete the word and make a sentence. ಪ್ರತಿ ಪದವನ್ನು ಪೂರ್ಣಗೊಳಿಸಿ ಮತ್ತು ಒಂದು ವಾಕ್ಯವನ್ನು ರಚಿಸಿ.

| m | h | c | b | f | s | b | p | r |
|---|---|---------------------------|---|---|---|---|---|---|
|  | <input type="text"/> c at | The cat is wearing a hat. | | | | | |  |
|  | <input type="text"/> at | | | | | | |  |
|  | <input type="text"/> at | | | | | | |  |
|  | <input type="text"/> at | | | | | | |  |
|  | <input type="text"/> at | | | | | | |  |
|  | <input type="text"/> in | | | | | | |  |

Read aloud the sentences. ವಾಕ್ಯಗಳನ್ನು ಜೋರಾಗಿ ಓದಿ.























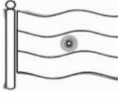


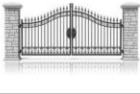














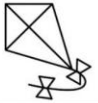











| | |
|----------------------------------|-------------------------------------|
| Hello! How are you? | Will you come to my house today? |
| What is your name? | What is the English homework today? |
| Which grade are you in? | What did you eat for breakfast? |
| Can I borrow your pencil please? | I ate idli for breakfast. |
| I am going home. | I have two sisters. |































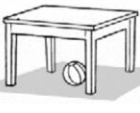














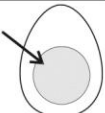






Pair work: Read the words and act them out.

ಜೋಡಿ ಕೆಲಸ: ಪದಗಳನ್ನು ಓದಿ ಅದರಂತೆ ಅಭಿನಯಿಸಿ.

| | | | |
|-----------------|--------------------|-----------------|-----------------------|
| dance | touch anything red | clap twice | go to the playground |
| open a book | touch your nose | open your bag | say sorry to a friend |
| jump on one leg | throw a ball | write your name | sit on the floor |

Read the words and make a chart – in pairs or groups. ಪದಗಳನ್ನು ಓದಿ ಜಾರ್ಟ್ ಅನ್ನು ತಯಾರಿಸಿ
– ಜೋಡಿಯಾಗಿ ಅಥವಾ ಗುಂಪಿನಲ್ಲಿ ಈ ಚಟುವಟಿಕೆ ಮಾಡಿ.

























| | | | | |
|---|---|--|---|---|
| a | apple  | ant  | axe  | aeroplane  |
| b | bag  | bat  | book  | ball  |
| c | cup  | cat  | cow  | crow  |
| d | duck  | door  | drum  | dog  |
| e | egg  | elephant  | ear  | eye  |
| f | frog  | fish  | flag  | fan  |
| g | glass  | gate  | grass  | girl  |
| h | house  | hat  | head  | hand  |
| i | ice-cream  | india  | ink  | ice  |
| j | jug  | jar  | jeep  | juice  |
| k | kite  | key  | king  | kitten  |
| l | lion  | leg  | leaf  | log  |
| m | mat  | man  | mango  | mouth  |

| | | | | |
|---|--|--|---|---|
| n | nail  | nose  | nest  | net  |
| o | orange  | owl  | ox  | office  |
| p | pencil  | parrot  | pin  | plate  |
| q | queen  | quarter  | quiet  | quiz  |
| r | rat  | rose  | rainbow  | rain  |
| s | snake  | skirt  | sun  | saree  |
| t | ten  | two  | train  | table  |
| u | umbrella  | umpire  | under  | Up  |
| v | vegetables  | vase  | van  | violin  |
| w | watch  | well  | window  | woman  |
| x | x-ray  | x-mas tree  | six  | xylophone  |
| y | yellow  | yolk  | yoga  | yak  |
| z | zero  | zipper  | zoo  | zebra  |

Read the words 5 times and copy. ಪದಗಳನ್ನು 5 ಬಾರಿ ಓದಿ ಮತ್ತು ಬರೆಯಿರಿ.





| | | | | | | | | | |
|----|------|----|----|------|-----|-----|-----|----|----|
| we | went | in | on | like | and | see | the | to | am |
| | | | | | | | | | |
| | | | | | | | | | |
| | | | | | | | | | |

Read the words 5 times and copy. ಪದಗಳನ್ನು 5 ಬಾರಿ ಓದಿ ಮತ್ತು ಬರೆಯಿರಿ.







| | | | | | | | |
|---|---|---|--|---|---|--|--|
|  bed |  jet |  pen | |  bug |  gum |  jug | |
|  web |  hen |  net | |  bus |  run |  mug | |
|  pot |  box |  dog | |  mix |  pig |  pin | |
|  log |  mop |  fox | |  dig |  hip |  lip | |

Write the sentence that matches the picture. ಚಿತ್ರಕ್ಕೆ ಹೋಲುವ ವಾಕ್ಯವನ್ನು ಬರೆಯಿರಿ.







Look ನೋಡು Read ಓದು Write the correct sentence. ಸರಿಯಾದ ವಾಕ್ಯಗಳನ್ನು ಬರೆಯಿರಿ.

| | | |
|---|---|--|
|  | The girl sat on the mat. The cat sat on the mat. | |
|  | We went in the bus. We went in the car. | |
|  | The rat in on the cup. The bug in on the cup. | |
|  | The lion is in the mud. The pig is in the mud. | |


Fill in the missing letters. ಬಿಟ್ಟ ಅಕ್ಷರಗಳನ್ನು ಬರೆಯಿರಿ.


| | | | | | |
|---|---|---|---|--|---|
|  |  |  |  |  |  |
| c ___ n | c ___ p | d ___ g | w ___ b | h ___ t | j ___ t |


Look at the pictures and write the names. ಚಿತ್ರಗಳನ್ನು ನೋಡಿ ಮತ್ತು ಅವುಗಳ ಹೆಸರುಗಳನ್ನು ಬರೆಯಿರಿ.


| | | | | | |
|---|---|---|---|--|---|
|  |  |  |  |  |  |
| | | | | | |


Look at the pictures and write the words. ಚಿತ್ರಗಳನ್ನು ನೋಡಿ ಮತ್ತು ಪದಗಳನ್ನು ಬರೆಯಿರಿ.


| | | |
|--|---|---|
|  | c | |
| | a | |
| b | a | t |





| | | |
|---|--|--|
|  | | |
| | | |
| | | |



| | |
|---|--|
|  | |
| | |
| | |



| | |
|---|--|
|  | |
| | |
| | |



Make a chart with more such puzzles.






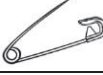













ನಿಮ್ಮದೇ ಆದ ಒಗಟುಗಳನ್ನು ಅಥವಾ ಪದಬಂಧಗಳನ್ನು ರಚಿಸಿ ಚಾರ್ಟ್ ತಯಾರಿಸಿ.

Match the pictures with the names.

ಹೆಸರುಗಳನ್ನು ಹಾಗೂ ಚಿತ್ರಗಳನ್ನು ಸರಿಯಾಗಿ ಹೊಂದಿಸಿ ಬರೆಯಿರಿ.

Fill in the missing letters.

ಬಿಟ್ಟ ಸ್ಥಳ ತುಂಬಿರಿ.

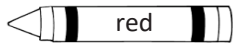
| | | | |
|---|----------|---|---------|
|  | door |  | __ pple |
|  | ear |  | s__n |
|  | bag |  | pi__ |
|  | drum |  | __ ose |
|  | girl |  | m__t |
|  | book |  | __ all |
|  | elephant |  | __ uck |
|  | house | 2 | _____ |
|  | nest |  | _____ |
|  | fish |  | _____ |

Read the questions and write the answers. ಪ್ರಶ್ನೆಗಳನ್ನು ಓದಿ ಮತ್ತು ಉತ್ತರ ಬರೆಯಿರಿ.

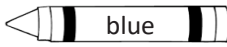
| | |
|-------------------------------|--|
| What is your name? | |
| How old are you? | |
| Which grade are you in? | |
| Do you have a brother? | |
| What job does your father do? | |

Read and make a chart. ಓದಿ ಮತ್ತು ಚಾರ್ಟ್ ತಯಾರಿಸಿ.

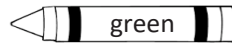
Colours:



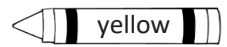
red



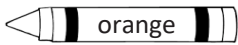
blue



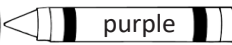
green




yellow



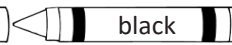
orange



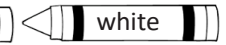
purple



pink



black



white

Days of the Week

Sunday

Monday

Tuesday

Wednesday

Thursday

Friday

Saturday

Today is _____

Tomorrow is _____

Yesterday was _____

Day after tomorrow is _____

Months of the Year

1. January
2. February
3. March
4. April
5. May
6. June
7. July
8. August
9. September
10. October
11. November
12. December

Shapes

circle



triangle



square



rectangle



star



diamond



oval



heart



Seasons



SPRING



SUMMER



MONSOON



AUTUMN



WINTER

Clothes



shoes



shirt



saree



skirt



pant



lungi




socks



shorts



frock



slippers



sandals




t-shirt

Read 5 times. Write the words in your notebook. 5 ಬಾರಿ ಓದಿ ನಿಮ್ಮ ನೋಟ್‌ಬುಕ್‌ನಲ್ಲಿ ಬರೆಯಿರಿ.

| | | | | |
|---|---|---|---|---|
| ab cab lab jab dab crab drab grab slab | ad bad dab mad pad sad clad glad Brad | ag bag nag rag brag tag drag flag wag | am dam ham yam jam swam clam pram exam | an can fan man ran gran plan scan than |
| ap cap lap map nap flap clap snap trap | ar car far jar tar afar scar star ajar | at bat cat mat rat flat chat brat that | ed bed fed led red bled shed fled wed | en den hen men pen glen then when ten |

Fill in the blanks. ಬಿಟ್ಟ ಸ್ಥಳ ತುಂಬಿರಿ.



Fill in the vowels. ಸ್ವರಗಳನ್ನು ಬಿಟ್ಟ ಸ್ಥಳಗಳಲ್ಲಿ ತುಂಬಿರಿ.

All words are from the list above

| | | |
|---|---|---|
| h | i | t |
| c | | b |
| d | | g |
| r | | t |
| m | | n |
| m | | p |
| c | | p |
| f | | r |
| c | | n |

ಈ ಮೇಲಿನ ಪಟ್ಟಿಯಿಂದ ಪದಗಳನ್ನು ಬರೆಯಿರಿ.

Write the rhyming words.

ಪ್ರಾಸ ಪದಗಳನ್ನು ಬರೆಯಿರಿ.

| | | |
|-----|-----|-----|
| bet | jet | met |
| bin | | |
| dog | | |
| fit | | |
| hid | | |
| cat | | |
| bed | | |

Conversation - Practice with a partner – **Saying Hello** ಸಂಭಾಷಣೆ - ಸ್ನೇಹಿತರೊಂದಿಗೆ ಅಭ್ಯಾಸ ಮಾಡಿ.

S1: Hello! How are you?

S2: I am well. Thank you. And you?

S1: I am fine, thanks.

S2: It's good to see you.



Read the sentences 5 times each and say the meaning in Kannada. Put a tick ✓ in the ○ as you read. Do not spell the words. Read full words.

ಪ್ರತಿ ವಾಕ್ಯವನ್ನು 5 ಬಾರಿ ಓದಿ. ಅವುಗಳ ಅರ್ಥವನ್ನು ಕನ್ನಡದಲ್ಲಿ ಹೇಳಿ. ನೀವು ಪ್ರತಿ ಬಾರಿ ಓದಿದ ನಂತರ, ○ ನಲ್ಲಿ ✓ ಪದಕ್ಕೆ ಗುರುತು ಮಾಡಿ. ಅಕ್ಷರಗಳನ್ನು ಬಿಡಿಯಾಗಿ ಉಚ್ಚರಿಸ ಬೇಡಿ. ಪೂರ್ಣ ಪದಗಳನ್ನು ಓದಿ.

| | |
|---|---|
| <p>I see a bird. I see an ant. I see a small ant in the garden.</p> <p>① ② ③ ④ ⑤</p> | <p>I went to the zoo. A dog sat on the log. The sun is hot. The pool is cool.</p> <p>① ② ③ ④ ⑤</p> |
| <p>I took my dog to play. I kick the ball. The dog had fun.</p> <p>① ② ③ ④ ⑤</p> | <p>I see a book. The book is good. I like the book.</p> <p>① ② ③ ④ ⑤</p> |
| <p>I see a girl. I see a small girl. I see a boy. I see a big boy. I see a small girl and a big boy.</p> <p>① ② ③ ④ ⑤</p> | <p>I hid the lid. I lick the ice-cream. The fat cat sat on the mat. I took the book.</p> <p>① ② ③ ④ ⑤</p> |

Write the correct sentence using the words given.

ಕೊಟ್ಟಿರುವ ಪದಗಳನ್ನು ಬಳಸಿ ಸರಿಯಾದ ವಾಕ್ಯಗಳನ್ನು ರಚಿಸಿ.

1. I small cat see a

2. I book like the

3. The sat cat mat the on

Read 5 times. Write the words in your notebook.
ಐದು ಬಾರಿ ಓದಿರಿ ಮತ್ತು ನಿಮ್ಮ ನೋಟ್ ಬುಕ್‌ನಲ್ಲಿ ಬರೆಯಿರಿ.

| et | | id | | ig | | in | | ip | |
|-------|------|------|------|------|------|------|------|------|-------|
| bet | let | bid | hid | big | pig | bin | fin | tip | lip |
| jet | pet | kid | lid | dig | wig | tin | win | dip | hip |
| wet | yet | amid | grid | fig | twig | chin | grin | skip | ship |
| met | set | slid | skid | jig | rig | twin | skin | clip | strip |
| it | | ob | | og | | op | | ot | |
| fit | hit | mob | job | dog | fog | mop | hop | cot | jot |
| pit | sit | rob | sob | log | jog | pop | top | hot | pot |
| split | quit | cob | snob | frog | clog | crop | drop | clot | plot |
| knit | grit | snob | slop | smog | hog | flop | shop | knot | spot |

Fill in the blanks to make words.
All words are from the above list.

| | | | |
|---|---|---|---|
| h | i | t | |
| c | | b | |
| d | | g | |
| | i | t | |
| h | o | | |
| p | l | | t |
| s | | | t |
| s | | | g |
| k | | | t |

Write the rhyming words.

| | | |
|-----|-----|-----|
| bet | jet | met |
| bin | | |
| dog | | |
| fit | | |
| hid | | |
| big | | |
| tip | | |

Conversation - Practice with a partner.
ಸಂಭಾಷಣೆ - ಸ್ನೇಹಿತರೊಂದಿಗೆ ಅಭ್ಯಾಸ ಮಾಡಿ.



S1: Hello! How are you?

S2: I am well. Thank you. And you?

S1: I am fine, thanks.

S2: It's good to see you.

S1: Good to see you too. I haven't seen you in school lately.

S2: I went to Mysore. My grandmother is unwell.

S1: Sorry to hear that.

Practice sentences.
ವಾಕ್ಯಗಳನ್ನು ಅಭ್ಯಾಸ ಮಾಡಿ.

I went to Chamrajnagar.

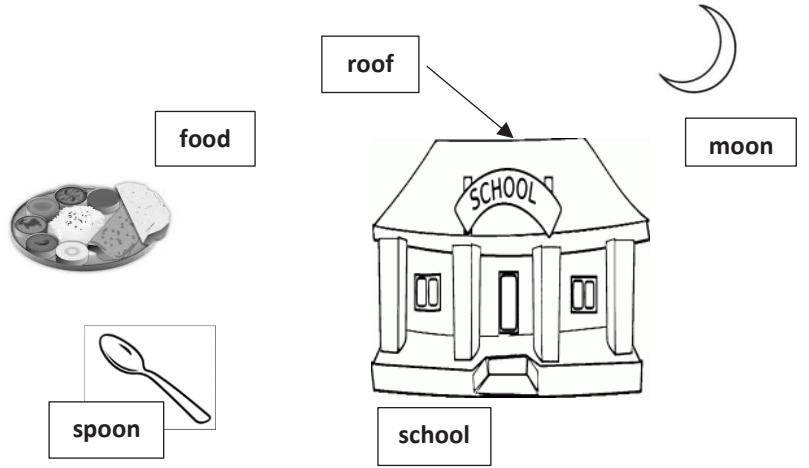
I went to Delhi.

I went to the shop.

I went to the bank.

I went to the market.

I went to my grandmother's house.

Pattern words.**oo words (sound is ಉ)**

Read and copy.

| food - ಫೂಡ್ | roof - ರೂಫ್ | school - ಸ್ಕೂಲ್ | moon - ಮೂನ್ | spoon - ಸ್ಪೂನ್ |
|-------------|-------------|-----------------|-------------|----------------|
| | | | | |
| | | | | |
| | | | | |
| | | | | |

Read the sentences 5 times each. Tell the meaning in the regional language.

ವಾಕ್ಯಗಳನ್ನು 5 ಬಾರಿ ಓದಿ. ನಿಮ್ಮ ಸ್ಥಳೀಯ ಭಾಷೆಯಲ್ಲಿ ಅದರ ಅರ್ಥವನ್ನು ಹೇಳಿ.

| | |
|---|---|
| <p>I like to eat food.</p> <p>I see the moon.</p> <p>I like to go to school.</p> <p>I see a plate.</p> <p>I see food on the plate.</p> <p>Food is on the plate.</p> <p>I eat food in school.</p> | <p>Read:</p> <div style="border: 1px solid black; padding: 5px; margin: 5px 0;"> <p>choose tool fool</p> </div> <div style="border: 1px solid black; padding: 5px; margin: 5px 0;"> <p>noon pool cool</p> </div> |
|---|---|

Write your own sentences. ಸ್ವಂತ ವಾಕ್ಯಗಳನ್ನು ರಚಿಸಿ.

food: _____

school: _____


moon: _____

Read 5 times. Write the words in your notebook.

5 ಬಾರಿ ಓದಿ. ನಿಮ್ಮ ನೋಟ್‌ಬುಕ್‌ನಲ್ಲಿ ಪದಗಳನ್ನು ಬರೆಯಿರಿ.

| | | | | |
|------------------|------------------|-----------------|----------------|-------------------|
| ub | ug | um | un | ut |
| cub rub | bug plug | gum hum | bun run | but cut |
| club scrub | mug tug | slum plum | fun shun | hut nut |
| hub tub | rug hug | sum glum | stun pun | rut shut |
| grub shrub | jug drug | drum forum | sun gun | gut strut |
| all | ell | ill | est | ing |
| ball call | bell sell | will till | best vest | king sing |
| tall fall | tell fell | hill pill | nest rest | swing bring |
| wall hall | well hell | fill still | pest west | ring wing |
| small stall | smell spell | bill drill | test fest | string swing |

Fill in the blanks.



Fill in the blanks to make words.

All words are from the above list.

| | | | | | |
|---|---|---|---|---|---|
| h | i | | l | | |
| t | | | t | | |
| s | l | | | | |
| d | r | | | | |
| | p | e | | | |
| f | | | | m | |
| s | t | | | | g |

Write the rhyming words.

| | | |
|------|------|------|
| best | nest | west |
| king | | |
| ball | | |
| rub | | |
| hut | | |
| gum | | |

Conversation - Practice with a partner - **Saying Bye.**

ಸಂಭಾಷಣೆ - ಸ್ನೇಹಿತರೊಂದಿಗೆ ಅಭ್ಯಾಸ ಮಾಡಿ.



S1: I must leave now. I have a class.

S2: I must go too.

S1: Good to see you.

S2: See you later.

Put the words in the correct boxes. ಪದಗಳನ್ನು ಸರಿಯಾದ ಚೌಕಗಳಲ್ಲಿ ಬರೆಯಿರಿ.

Read the words. ಪದಗಳನ್ನು ಓದಿ.

| | | | | | | | | | |
|-------|-------|------|------|------|-------|------|-------|------|--------|
| bun ✓ | skin | best | bill | sin | spot | sun | lot | pill | string |
| till | still | gun | bin | test | pin ✓ | tin | west | king | plot |
| stun | hot | ill | jot | fun | cot | vest | run | wing | hill |
| nest | fin | grin | sing | pot | shun | fest | drill | rest | ring |

Write ಬರೆಯಿರಿ.

| | | | | | | | | | |
|-----|-----|--|--|--|--|--|--|--|--|
| in | pin | | | | | | | | |
| un | bun | | | | | | | | |
| ot | | | | | | | | | |
| est | | | | | | | | | |
| ill | | | | | | | | | |
| ing | | | | | | | | | |

Make words ಪದಗಳನ್ನು ರಚಿಸಿ.

A central circle contains the letters 'en'. It is connected to four other circles: 'h' above, 't' to the right, 'd' below, and 'p' to the left. To the right of this diagram is a vertical column of seven boxes, with the word 'den' written in the top box.

A central circle contains the letters 'ell'. It is connected to four other circles: 'h' above, 'w' to the right, 'b' below, and 'sm' to the left. To the right of this diagram is a vertical column of seven boxes, with the word 'well' written in the top box.

Make sentences: ವಾಕ್ಯಗಳನ್ನು ರಚಿಸಿ.

jug: _____

tall: _____

hut: _____

crop: _____

man: _____

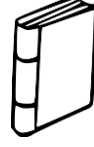
Short u sound (ಉ). Read 5 times each. ಪ್ರತಿಯೊಂದನ್ನು 5 ಸಲ ಓದಿ.



wood
ವುಡ್



foot
ಫುಟ್



book
ಬುಕ್

Read aloud and copy. ಜೋರಾಗಿ ಓದಿರಿ ಹಾಗೂ ಬರೆಯಿರಿ.

| book - ಬುಕ್ | look - ಲುಕ್ | took - ಟುಕ್ | foot - ಫುಟ್ | wood - ವುಡ್ | good - ಗುಡ್ |
|-------------|-------------|-------------|-------------|-------------|-------------|
| | | | | | |
| | | | | | |
| | | | | | |
| | | | | | |

Read the sentences 5 times each.
Tell the meaning in the regional language.

Find the words.

wood foot good

Look at the book.

ಪುಸ್ತಕವನ್ನು ನೋಡು.

Look at the foot.

Look at the wood.

I see a book.

I see a book on the wood.

I like to cook.

| | | | | | | | | | |
|---|---|---|---|---|---|---|---|---|---|
| A | D | F | X | B | Z | I | E | S | M |
| R | U | O | W | O | O | D | O | P | S |
| F | B | O | O | K | K | G | F | K | K |
| L | O | O | K | V | V | B | B | U | S |
| C | Z | S | F | O | O | T | M | N | V |
| G | H | P | H | S | E | E | S | U | N |
| D | O | G | O | O | D | B | U | N | D |
| A | L | I | K | E | D | R | C | A | T |

Write more words you see in the grid above.

ಕೋಷ್ಟಕದಲ್ಲಿ ನಿಮಗೆ ಸಿಗುವ ಇನ್ನೂ ಕೆಲವು ಪದಗಳನ್ನು ಬರೆಯಿರಿ.

_____ , _____ , _____ , _____

Write your own sentences. ಸ್ವಂತ ವಾಕ್ಯಗಳನ್ನು ರಚಿಸಿ.

cook: _____

book: _____

foot: _____


Read 5 times and learn the spelling. Write the words in your notebook.

5 ಬಾರಿ ಓದಿ ಸ್ಪೆಲ್ಲಿಂಗ್ ಕಲಿಯಿರಿ. ನಿಮ್ಮ ನೋಟ್‌ಬುಕ್‌ನಲ್ಲಿ ಪದಗಳನ್ನು ಬರೆಯಿರಿ.

| | | | | | | | | | |
|------|------|------|-------|------|--------|------|------|--------|-------|
| a | is | it | do | am | can | and | to | up | go |
| we | in | I | in | not | the | you | me | my | see |
| for | big | run | said | no | at | are | so | on | he |
| she | one | two | three | be | all | away | help | look | there |
| find | play | make | where | come | little | red | blue | yellow | down |

Colour the circles: example (**she** = grey)

| | | | |
|-------------------|----------------------|----------------------|----------------------|
| me = red | said = pink | two = green | help = yellow |
| you = blue | come = purple | three = brown | look = black |



Fill in the blanks:

come play The help and Where two

- _____ cat _____ the dog are running.
- I want to _____ with you.
- Can I _____ inside?
- I want _____ with writing.
- _____ is my bat?
- I have _____ sisters.

Read the words 5 times each.

| | | | | | |
|-------|-------|-------|--------|--------|------|
| the | is | at | red | yellow | blue |
| black | brown | white | orange | green | mud |

Read the sentences 5 times each. Say the meaning in the regional language.

Copy the sentences.

The rose is red.
 The grass is green.
 The car is blue.
 The egg is white.
 The apple is red.
 The dog is brown.
 The cow is white.
 The pen is pink.

| |
|--|
| |
| |
| |
| |
| |
| |
| |
| |
| |

Name the pictures and write sentences saying what colour they usually are.

ಕೊಟ್ಟಿರುವ ಚಿತ್ರಗಳನ್ನು ಹೆಸರಿಸಿ. ಅವುಗಳು ಯಾವ ಬಣ್ಣವನ್ನು ಹೊಂದಿರುತ್ತವೆ ಎಂದು ವಾಕ್ಯಗಳಲ್ಲಿ ಬರೆಯಿರಿ.



Name: _____

Sentence: _____



Name: _____

Sentence: _____



Name: _____

Sentence: _____



Name: _____

Sentence: _____



Name: _____

Sentence: _____

Find the words: *Hint: start with the first letter and look for the next letter around that.*

ಪದಗಳನ್ನು ಹುಡುಕಿ: ಸುಳಿವು : ಮೊದಲಾಕ್ಷರದಿಂದ ಪ್ರಾರಂಭಿಸಿ ನಂತರ ಅದರ ಹತ್ತಿರದ ಅಕ್ಷರಗಳನ್ನು ನೋಡಿರಿ.

| |
|---------|
| ✓ away |
| help |
| come |
| little |
| school |
| make |
| three |
| tomato |
| friend |
| look |
| teacher |
| yellow |

l i t t l e s f o y f m s r e
g j x o w c p d a q r u a s d
i w d l h e t w x e i q j k h
o p r o j i a d f n e f p q e
o t o r e h c a e t n j z u w
d l a o j m p b z m d s h d k
g a m m l o o k k c b s e e u
q p d h o y m v d x e o l e v
q j d z r t y c b m u p p r u
z u d p q m d e o n b b p h o
r f j o c o v c l v e a p t f
f k r i d c m t i l k t s e v
w k t v w s g m n p o d i i m
b o c u x r u n b x d w v y b
y y a c a g v h m c j t y r l

Opposites:

| | | | |
|-----|-------|-----|------|
| fat | small | hot | poor |
|-----|-------|-----|------|

1. _____ X big

4. _____ X rich

2. _____ X cold

5. _____ X thin

Compound Words: *put two words together to make one word. Write the meaning in the regional language..* ಸಂಯುಕ್ತಾಕ್ಷರ ಪದಗಳು: ಎರಡು ಪದಗಳನ್ನು ಸೇರಿಸಿ ಒಂದು ಪದವನ್ನು ರಚಿಸಿ,

ಅದರ ಅರ್ಥವನ್ನು ಸ್ಥಳೀಯ ಭಾಷೆಯಲ್ಲಿ ಬರೆಯಿರಿ.

| | |
|--|-----------------|
| butter + fly = butterfly ಚಿಟ್ಟೆ | time + table = |
| after + noon = | ear + ring = |
| birth + day = | tooth + brush = |
| some + time = | sun + flower = |

Read and understand – a / an ಓದಿ ಮತ್ತು ಅರ್ಥಮಾಡಿಕೊಳ್ಳಿ

Read aloud and Draw. ಜೋರಾಗಿ ಓದಿರಿ. ಮತ್ತು ಚಿತ್ರವನ್ನು ಬರೆಯಿರಿ.

| | | | |
|-------|---------|----------|--------|
| a bat | a fish | a pencil | a bag |
| a dog | a house | a girl | a book |

When a word begins with a consonant sound, we use 'a'. Example: a kita, a uniform, a university. When a word begins with a **vowel sound**, we use 'an'. ಪದಗಳು ಸ್ವರದಿಂದ

ಆರಂಭವಾದಾಗ, ಅದರ ಜೊತೆ 'an' ಬಳಸಿ. Example: an umbrella, an hour, an honest man

Read Aloud and Draw

| | | | |
|-------------|-----------|--------------|-------------|
| an egg | an ant | an elephant | an apple |
| an umbrella | an orange | an ice-cream | an airplane |

Write 'a' or 'an' 'a' ಅಥವಾ 'an' ಬರೆಯಿರಿ.



_____ duck



_____ owl



_____ glass












_____ axe




_____ ice-cream


Read the sentences 5 times each. Copy in your notebook.

This is - ಇದು That is - ಅದು


| | | |
|--------------------|---|--|
| This is a table. |  | |
| That is a chair. |  |  |
| This is a pencil. |  | |
| That is a bag. |  |  |
| That is an apple. |  |  |
| This is an orange. |  | |

Fill in the blanks with 'this' or 'that'. ಬಿಟ್ಟ ಸ್ಥಳವನ್ನು 'this' ಅಥವಾ 'that' ನಿಂದ ತುಂಬಿರಿ.


1. _____ is a cow. 


2. _____ is a pig. 




3. _____ is a bird. 



4. _____ is a bag. 

5. _____ is a pencil. 

What is this? 

Wat is that? _____



Read 5 times. Write the words in your notebook.

| | | | | | | | | | |
|------------|-------|------------|-------|------------|--------|------------|--------|------------|-------|
| ick | | ack | | ash | | ump | | amp | |
| lick | pick | back | pack | cash | bash | jump | sump | damp | lamp |
| sick | kick | jack | rack | rash | trash | pump | bump | ramp | camp |
| tick | brick | lack | sack | flash | crash | lump | dump | stamp | cramp |
| trick | quick | black | track | clash | splash | plump | trump | champ | clamp |
| end | | ung | | ock | | ist | | and | |
| bend | lend | lung | dung | sock | rock | fist | mist | land | sand |
| send | fend | sung | rung | clock | dock | list | gist | band | bland |
| mend | trend | hung | flung | mock | lock | artist | wrist | hand | grand |
| blend | amend | swung | young | block | shock | twist | resist | brand | gland |

Write the rhyming words.

| | | |
|-------|------|-------|
| lung | dung | young |
| list | | |
| rock | | |
| land | | |
| stamp | | |
| lick | | |
| back | | |
| jump | | |
| fist | | |
| send | | |

Find the words.

| | | | | | | | | | |
|---|---|---|---|---|---|---|---|---|---|
| a | d | v | b | b | l | e | n | d | x |
| d | w | d | u | m | p | q | w | s | d |
| a | b | a | c | k | f | t | e | b | f |
| s | g | h | j | k | l | a | n | d | t |
| l | v | e | q | u | i | c | k | r | y |
| g | h | b | l | a | c | k | s | g | i |
| g | c | a | s | h | f | j | i | y | u |
| a | d | g | h | j | s | i | c | k | e |

dump back land black cash
 quick sick blend

Make sentences:

clock: _____

sick: _____

lamp: _____

brick: _____

hand: _____

Understand. Read 5 times. ಅರ್ಥ ಮಾಡಿಕೊಂಡು 5 ಬಾರಿ ಓದಿರಿ.


my -



This is **my** ball.



This is **my** house.



This is **my** family.

your -




That is **your** ball.



That is **your** house.



That is **your** family.




| | | |
|----------------------------|---------------------------|-----------------|
| She is a girl. | He is a boy. | It is a book. |
| She is my friend. | He is my friend. | It is a pencil. |
| She likes to play with me. | He likes to play with me. | It is a ball. |
| She is my best friend. | He is my best friend. | It is a table. |

① ② ③ ④ ⑤

Reading

Read the sentences 5 times each and say the meaning in Kannada. Put a tick ✓ in the ○ as you read. Do not spell the words. Read full words.

| | |
|---|---|
| <p>Look at the cow. The cow is white.</p> <p>① ② ③ ④ ⑤</p> | <p>Look at the wood. The wood is brown.</p> <p>① ② ③ ④ ⑤</p> |
| <p>Look at the spoon. The spoon is black.</p> <p>① ② ③ ④ ⑤</p> | <p>Look at the foot. The foot is clean.</p> <p>① ② ③ ④ ⑤</p> |
| <p>Look at the moon. The moon is big.</p> <p>① ② ③ ④ ⑤</p> | <p>Look at the school. The school is big.</p> <p>① ② ③ ④ ⑤</p> |
| <p>Look at the dog. The dog is big. The dog is black and white. The dog likes to play.</p> <p>① ② ③ ④ ⑤</p> | <p>Look at the pig. The pig is small. The pig is pink. The pink pig likes to play in the mud.</p> <p>① ② ③ ④ ⑤</p>  |

Write 4 sentences using these words. ಈ ಪದಗಳನ್ನು ಬಳಸಿ ನಾಲ್ಕು ವಾಕ್ಯಗಳನ್ನು ರಚಿಸಿ.

| | | | | | | | |
|------|-----|----|----|-----|-----|-----|-----|
| look | car | at | is | red | the | big | dog |
|------|-----|----|----|-----|-----|-----|-----|

She is - ಅವಳು

He is - ಅವನು



This is Manju.
He is a man.



This is Rama.
She is a girl.



This is Suman.
She is a woman.



This is Ravi.
He is a boy.

Read



Maya

a woman



Raman

a man



Jaya

a girl



Ramu

a boy



Deepa

a baby

Read and write.



This is Raman.

He is a _____.

This is Maya.

She is a _____.



_____ Jaya.

_____ is a _____.

_____.

_____.



Name the boy and write 3 sentences about him.

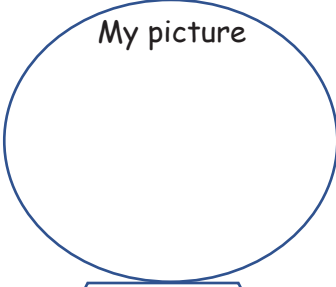
ಹುಡುಗನಿಗೆ ಒಂದು ಹೆಸರು ಇಡಿ ಮತ್ತು ಅವನ ಬಗ್ಗೆ ಮೂರು ವಾಕ್ಯಗಳನ್ನು ಬರೆಯಿರಿ:




Write about yourself . ನಿಮ್ಮ ಬಗ್ಗೆ ಬರೆಯಿರಿ.

All about me

My picture



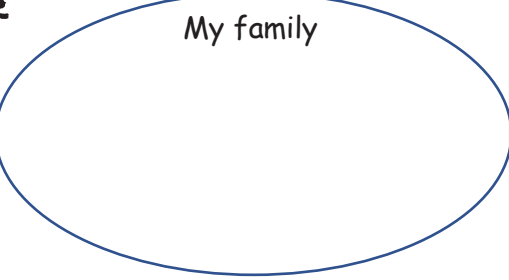
My birthday




My dream is:

| |
|--|
| |
| |
| |
| |

My family




My friends



My favourite things:

- ❖ Subject: _____
- ❖ Food: _____
- ❖ Sport: _____
- ❖ Movie: _____
- ❖ Song _____

I love to:



Write the sentences to introduce yourself to someone.
ನಿಮ್ಮನ್ನು ಬೇರೆಯವರಿಗೆ ಪರಿಚಯಿಸಿಕೊಳ್ಳುವ ವಾಕ್ಯಗಳನ್ನು ಬರೆಯಿರಿ.

Hello! My name is _____.

_____.

_____.

_____.

_____.

_____.

_____.

Read the sentences.

| | |
|--------------|--------------|
| his - | her - |
|--------------|--------------|



| | |
|-------------------------|-------------------------|
| This is Ravi. | This is Suman. |
| He is a man. | She is a woman. |
| That is his hut. | That is her hut. |



| | |
|--------------------------|-------------------------|
| This is Raman. | This is Maya. |
| He is a boy. | She is a girl. |
| That is his goat. | That is her dog. |




Read and complete the sentences.



This is Indu.
 She is a girl.
 That is her cycle.
 That is her bag.
 That is her cat.
 That is her _____.

_____.

_____.



This is Mani.
 He is a _____.
 That is his ice-cream.
 That is his umbrella.
 That is his _____.

_____.

_____.

_____.

_____.

Read the sentences.

I am**You are**

I am a girl.

My name is Rama.

I am 10 years old.



I am a boy.

My name is Ravi.

I am 11 years old.



I am a boy.

You are a girl.

You are my friend.

I like my friend.



I am a boy.

You are a man.

You are my father.

I like my father.

I am a girl.

You are a woman.

You are my mother.

I like my mother.



Write 4 sentences about yourself.

ನಿಮ್ಮ ಬಗ್ಗೆ 4 ವಾಕ್ಯಗಳನ್ನು ಬರೆಯಿರಿ.





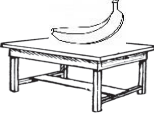



Draw a picture of yourself.

ನಿಮ್ಮ ಚಿತ್ರವನ್ನು ನೀವೇ ಬರೆದುಕೊಳ್ಳಿ

Read the sentences 5 times and say meaning in the regional language.










on - ಮೇಲೆ

under - ಕೆಳಗೆ

| | |
|--|--|
| <p>The pencil is on the table. ಪೆನ್ಸಿಲ್ ಮೇಜಿನ ಮೇಲಿದೆ.</p>  | <p>The pencil is under the table. ಪೆನ್ಸಿಲ್ ಮೇಜಿನ ಕೆಳಗಿದೆ.</p>  |
| <p>The apple is on the chair.</p>  | <p>The apple is under the chair.</p>  |
| <p>The banana is on the table.</p>  | <p>The banana is under the table.</p>  |
| <p>The ball is on the bed.</p>  | <p>The ball is under the bed.</p>  |







Read the sentences and circle the correct picture.


ವಾಕ್ಯಗಳನ್ನು ಓದಿ. ಸರಿಯಾದ ಚಿತ್ರವನ್ನು ಚಿತ್ರಕ್ಕೆ ವೃತ್ತ ಹಾಕಿ.

| | | | |
|---|---|--|---|
| <p>The bird is on the roof.</p> |  |  |  |
| <p>The bird is under the tree.</p> |  |  |  |
| <p>The bird is on the table.</p> |  |  |  |

where - ಎಲ್ಲಿ**on** - ಮೇಲೆ**under** - ಕೆಳಗೆ

Read the questions and write the answers. ಪ್ರಶ್ನೆಗಳನ್ನು ಓದಿ ಮತ್ತು ಉತ್ತರವನ್ನು ಬರೆಯಿರಿ.

| | |
|---|--|
| <p>Where is the bird? ಹಕ್ಕಿಯು ಎಲ್ಲಿದೆ?</p> | <p>The bird is on the tree. ಹಕ್ಕಿಯು ಮರದ ಮೇಲಿದೆ.</p>  |
| <p>Where is the car?</p> | <p>The car is on the road.</p>  |
| <p>Where is the nest?</p> | <p>The nest is _____.</p> <p>A bird in the nest.</p>  |
| <p>Where is the monkey?</p> | <p>_____</p> <p>_____</p>  |
| <p>Where is the cat?</p> | <p>_____</p> <p>_____</p>  |
| <p>Where is the ball?</p> | <p>_____</p> <p>_____</p>  |

 Videos: on, in, under

<https://www.youtube.com/watch?v=5TfODLBkkzw>
<https://www.youtube.com/watch?v=uDGwhiwwxXA>
<https://www.youtube.com/watch?v=8F0NYBkczM>

Reading – Practice and Comprehension ಅಭ್ಯಾಸ ಮತ್ತು ಗ್ರಹಿಕೆ

Read the sentences 5 times each and say the meaning in Kannada. Put a tick ✓ in the ○ as you read. Do not spell the words. Read full words.

| | | |
|--|---|--|
| <p>I like to run. I like to jump. I like to play. It's so much fun.</p> <p>① ② ③ ④ ⑤</p> | <p>Do you like to read? Do you like to write? Do you like to play? What do you like to do?</p> <p>① ② ③ ④ ⑤</p> | <p>My name is Ravi. I am a man. I like to watch TV. What do you like to do?</p> <p>① ② ③ ④ ⑤</p> |
| <p>I have a pet cat. Her name is Rani. She is white. She is big. She likes to run.</p> <p>① ② ③ ④ ⑤</p> | <p>I have a dog His name is Shera. My dog is small. My dog is black and white.</p> <p>① ② ③ ④ ⑤</p> | <p>This is my house. My house is red. My house is small.</p> <p>① ② ③ ④ ⑤</p> |
| <p>Where is the monkey? The monkey is on the roof. Where is the roof? The roof is on the house.</p> <p>① ② ③ ④ ⑤</p> | <p>My name is Jai. I am a boy. I am 8 years old. I am in class 4. I like to read a book.</p> <p>① ② ③ ④ ⑤</p> | <p>Look at the bird. The bird is on the tree. Look at the cat. The cat is under the tree.</p> <p>① ② ③ ④ ⑤</p> |
| <p>My name is Janaki. I am 9 years old. I like to write. My pencil is on the table.</p> <p>① ② ③ ④</p> | <p>I see a tree. I see two birds. I see the birds in the garden.</p> <p>① ② ③ ④ ⑤</p> | <p>I see a cow. The cow is big. The cow is white. She likes to eat grass.</p> <p>① ② ③ ④ ⑤</p> |

Read the sight words 5 times each. ಪ್ರತಿಯೊಂದು ಪದವನ್ನು 5 ಬಾರಿ ಓದಿ.

| | | | | |
|-------|-------|------|-------|-------|
| after | stop | her | live | put |
| again | every | take | may | round |
| an | fly | him | thank | some |
| any | from | his | of | them |
| as | give | how | old | sing |
| ask | going | just | once | sit |
| by | had | know | open | sleep |
| could | has | let | over | tell |

Read, find and write how many. ಓದಿ, ಎಷ್ಟು ಪದಗಳೆಂದು ಹುಡುಕಿ ಬರೆಯಿರಿ.

| | | | |
|-------|-------|-------|-------|
| old | round | once | round |
| after | down | from | may |
| once | again | his | every |
| round | from | know | his |
| know | once | round | may |
| know | round | old | again |
| may | old | again | make |
| make | red | again | again |

| | | | | |
|-------------|------------|-------------|-------------|-------------|
| from 3 | know _____ | may _____ | old _____ | every _____ |
| again _____ | once _____ | after _____ | round _____ | his _____ |

How many sight words can you write in 2 minutes?

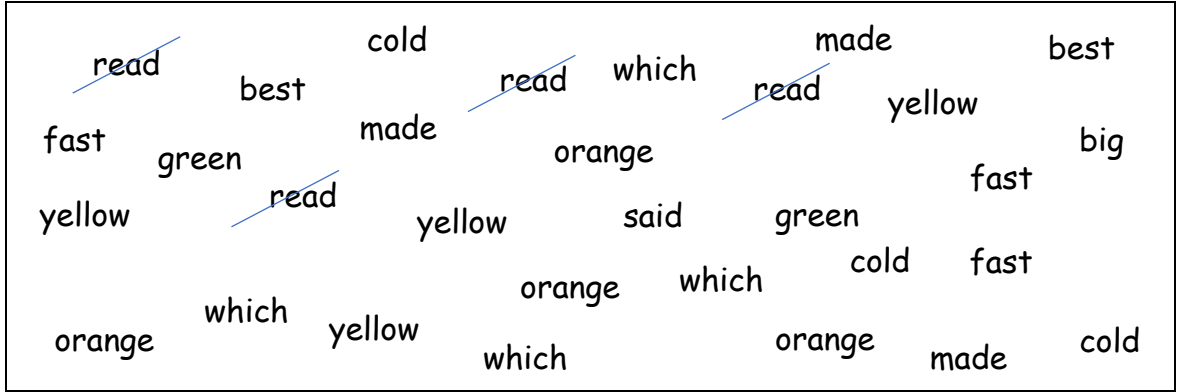
2 ನಿಮಿಷಗಳಲ್ಲಿ ನೀವು ನೋಡಿದ ಎಷ್ಟು ಪದಗಳನ್ನು ಬರೆಯಬಹುದು?

| | | | | | |
|--|--|--|--|--|--|
| | | | | | |
| | | | | | |
| | | | | | |
| | | | | | |

Read the sight words 5 times each. ಪ್ರತಿಯೊಂದು ಪದವನ್ನು 5 ಬಾರಿ ಓದಿ.

| | | | | |
|---------|-------|-------|-------|--------|
| always | call | found | off | upon |
| around | use | gave | or | those |
| because | cold | goes | pull | these |
| been | does | very | read | their |
| before | don't | green | right | we |
| best | fast | its | wash | where |
| both | first | made | which | yellow |
| but | five | many | us | orange |

Read, find and write how many. ಓದಿ, ಎಷ್ಟು ಪದಗಳೆಂದು ಹುಡುಕಿ ಬರೆಯಿರಿ.



| | | | | |
|--------------------|----------------------|---------------------|---------------------|--------------------|
| read <u> 4 </u> | yellow <u> </u> | green <u> </u> | which <u> </u> | best <u> </u> |
| fast <u> </u> | orange <u> </u> | cold <u> </u> | best <u> </u> | made <u> </u> |

How many sight words can you write in 2 minutes?

2 ನಿಮಿಷಗಳಲ್ಲಿ ನೀವು ನೋಡಿದ ಎಷ್ಟು ಪದಗಳನ್ನು ಬರೆಯಬಹುದು?

| | | | | | | |
|--|--|--|--|--|--|--|
| | | | | | | |
| | | | | | | |
| | | | | | | |

Read all the words and sentences 5 times and copy in your notebook.

ಪ್ರತಿ ಪದವನ್ನು ಮತ್ತು ವಾಕ್ಯವನ್ನು ಐದು ಬಾರಿ ಓದಿ ಮತ್ತು ನಿಮ್ಮ ನೋಟ್ ಪುಸ್ತಕದಲ್ಲಿ ಬರೆಯಿರಿ.

ay words

| | | | | |
|---------------|----------------|---------------|---------------|---------------|
| day _____ | pay _____ | may _____ | way _____ | say _____ |
| away _____ | today _____ | play _____ | stay _____ | clay _____ |

① ② ③ ④ ⑤

I like to **play** in **May**.

I like to **play** with **clay**.

I will **pay** for it.

Today it is going to rain.

I want to **play** all **day**.

I will **stay** in school after class to complete my homework.

① ② ③ ④ ⑤

More words

| <u> </u> a <u> </u> e | <u> </u> ai <u> </u> | <u> </u> ay <u> </u> |
|---------------------------------------|-------------------------------|-------------------------------|
| name | pail | tray |
| cane | paid | lay |
| take | rail | ray |
| late | afraid | hay |
| grape | snail | Monday |
| lake | plain | Tuesday |
| shade | stain | Wednesday |
| plate | paint | Thursday |
| make | chain | Friday |
| plane | | Saturday |
| page | | Sunday |

Reading

Read the sentences 5 times each and say the meaning in Kannada. Put a tick ✓ in the ○ as you read. Do not spell the words. Read full words.

ಪ್ರತಿ ವಾಕ್ಯವನ್ನು 5 ಬಾರಿ ಓದಿ. ಅವುಗಳ ಅರ್ಥವನ್ನು ಕನ್ನಡದಲ್ಲಿ ಹೇಳಿ. ನೀವು ಪ್ರತಿ ಬಾರಿ ಓದಿದ ನಂತರ, ○ ನಲ್ಲಿ ಆ ಪದಕ್ಕೆ ✓ ಗುರುತು ಮಾಡಿ. ಅಕ್ಷರಗಳನ್ನು ಉಚ್ಚರಿಸ ಬೇಡಿ. ಪೂರ್ಣ ಪದಗಳನ್ನು ಓದಿ.

| | |
|--|--|
| <p>I have a friend. Her name is Sheela. She is 8 years old. I like to play with her.</p> <p>① ② ③ ④ ⑤</p> | <p>Jake went to the lake. His mother gave him a cake on a plate. He looked for a place to eat the cake. He found a cave. He liked the shade in the cave.</p> <p>① ② ③ ④ ⑤</p> |
| <p>Maya is a girl. She is tall and thin. She has black hair. She can sing and dance.</p> <p>① ② ③ ④ ⑤</p> | <p>On Monday, Maya reads a book. On Tuesday, she plays with her friend. On Wednesday, she watches TV. On Thursday, she helps her mother.</p> <p>① ② ③ ④ ⑤</p> |
| <p>We wait for the train. The train is long. The train goes on the rail. The rain stops the train.</p> <p>① ② ③ ④ ⑤</p> | <p>On Friday, Maya rides her cycle. On Saturday, she plays with her brother. What does she do on Sunday?</p> <p>① ② ③ ④ ⑤</p> |
| <p>It is a rainy day. Ram wants to go out and play. Ram hopes the rain will go away soon.</p> <p>① ② ③ ④ ⑤</p> | <p>I see the sun. I told my mother it looks like a little yellow dot. She said it was a big star.</p> <p>① ② ③ ④ ⑤</p> |

Read all the words and sentences 5 times and tick in the circle as you read.

ee words

| | | | | |
|---------------|----------------|-----------------|----------------|----------------|
| feet _____ | week _____ | peek _____ | tree _____ | free _____ |
| need _____ | feed _____ | seed _____ | weep _____ | bee _____ |
| feel _____ | knee _____ | street _____ | three _____ | deep _____ |
| peel _____ | green _____ | seek _____ | sheep _____ | teeth _____ |

① ② ③ ④ ⑤

I have two **feet**.

My **feet** are big.

The **tree** is **green**.

A **week** has seven days.

I **peek** through the window to **see** a big bird.

I **see** a small **bee** on a big **tree**.

I **feel** happy when I sing.



I brush my **teeth** in the morning.

I have pain in my **knee**.

The **sheep** like to sit under the **tree**.

The **sheep** like the shade under the **tree**.

① ② ③ ④ ⑤



Read 5 times. Fill in the blanks. ಐದು ಬಾರಿ ಓದಿರಿ. ಬಿಟ್ಟ ಸ್ಥಳ ತುಂಬಿರಿ.



This is a tree. It is big and green. A boy, a girl and a dog are under the tree. The girl hugs the tree. The tree is happy. The dog jumps because he is also happy.

The tree is _____ and _____.

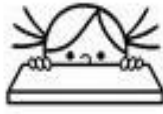
The girl _____ the tree.

Circle the correct words.

ಸರಿಯಾದ ಪದಗಳನ್ನು ವೃತ್ತ ಹಾಕಿ ಗುರುತಿಸಿ:



leg
leeg



pek
peek



wed
weed



wet
weet



vet
veet



shap
sheep



ten
teen



den
deen



fet
feet



slep
sleep





Copy the correct words.

ಸರಿಯಾದ ಪದಗಳನ್ನು ಬರೆಯಿರಿ.

| |
|--|
| |
| |
| |
| |
| |
| |
| |
| |
| |
| |

Read, understand and copy the questions. Write the answer using full sentences.
ಪ್ರಶ್ನೆಯನ್ನು ಓದಿ, ಅರ್ಥ ಮಾಡಿಕೊಂಡು ಬರೆಯಿರಿ ಮತ್ತು ಸಂಪೂರ್ಣ ವಾಕ್ಯಗಳನ್ನು ಬಳಸಿ ಉತ್ತರಿಸಿ.

HOW MANY?

| | |
|---|---|
|  <p>How many legs do two ladybirds have?</p> <p>Example Answer: Two ladybirds have <u>twelve</u> legs.</p> | <p>How many ears do seven dogs and 3 cats have?</p>  |
| <p>How many wings do four birds have?</p>  | <p>How many tails do three monkeys, two horses and one lion have?</p>  |

Read 5 times and copy. Match the pictures with the sentences by writing the picture number next to the sentences. One is done for you. 5 ಬಾರಿ ಓದಿ ಮತ್ತು ಬರೆಯಿರಿ.

ವಾಕ್ಯದ ಮುಂದೆ ಚಿತ್ರದ ಸಂಖ್ಯೆಯನ್ನು ಹಾಕುವ ಮೂಲಕ ಚಿತ್ರಗಳು ಮತ್ತು ವಾಕ್ಯಗಳನ್ನು ಹೊಂದಿಸಿ ಬರೆಯಿರಿ. ಒಂದು ಉದಾಹರಣೆ ನೀಡಲಾಗಿದೆ.

HIDE AND SEEK

Jeetu is playing with his friends. It is Jeetu's turn to count.

Jeetu starts counting. (5)

Viju hides behind a tree.

Suman hides behind the door.

Aman hides under a basket.

Biju hides inside a drum.


Oh no! Jeetu has stopped. What comes after 39?

He starts counting again. His friends have to hide again.

1



2



3



4



5



Read and learn these words

| | | | |
|---------------------|---------------------|-------------------|--------------------|
| after ಆಫ್ಟರ್ | every ಎವರಿ | him ಹಿಮ್ | of |
| again | fly ಫ್ಲೈ | his ಹಿಸ್ | old ಓಲ್ಡ್ |
| an | from ಫ್ರಮ್ | how ಹೌ | once |
| any ಎನಿ | give ಗಿವ್ | just ಜಸ್ಟ್ | open ಓಪನ್ |
| as | going ಗೋಇಂಗ್ | know ನೋ | over ಓವರ್ |
| ask ಆಸ್ಕ್ | had | let ಲೆಟ್ | put ಪುಟ್ |
| by ಬೈ | has | live ಲಿವ್ | round ರೌಂಡ್ |
| could ಕುಡ್ | her ಹರ್ | may ಮೇ | some ಸಮ್ |
| stop ಸ್ಟಾಪ್ | take ಟೇಕ್ | thank | them ದೆಮ್ |

| | | | |
|--------------------|----------------------|----------------------|---------------------|
| always | cold ಕೋಲ್ಡ್ | green ಗ್ರೀನ್ | sing ಸಿಂಗ್ |
| does ಡಿಸ್ | around ಅರೌಂಡ್ | before ಬಿಫೋರ್ | sit ಸಿಟ್ |
| because | don't ಡೋಂಟ್ | made ಮೇಡ್ | sleep ಸ್ಲೀಪ್ |
| been ಬೀನ್ | fast ಫಾಸ್ಟ್ | many ಮನಿ | tell ಟೆಲ್ |
| its ಇಟ್ಸ್ | first ಫರ್ಸ್ಟ್ | off | their ದೇರ್ |
| best ಬೆಸ್ಟ್ | five ಫೈವ್ | or | these ದೀಸ್ |
| both ಬೋತ್ | found ಫೌಂಡ್ | pull ಪುಲ್ | those ದೋಸ್ |
| but ಬಟ್ | gave ಗೇವ್ | read ರೀಡ್ | upon |
| call | goes ಗೋಸ್ | right ರೈಟ್ | us ಅಸ್ |
| use | very ವೆರಿ | wash | which ವಿಚ್ |

Note: ಕೆಲವು ಇಂಗ್ಲಿಷ್ ಶಬ್ದಗಳಿಗೆ ಕನ್ನಡದಲ್ಲಿ ಶಬ್ದಗಳಿಲ್ಲ. ಬೇಕಾದರೆ, ಅದರ ಆಡಿಯೋ ರೆಕಾರ್ಡಿಂಗನ್ನು ನಿಮ್ಮ ಶಿಕ್ಷಣ ಮೆಂಟರವರನ್ನು ಕೇಳಿ ಪಡೆಯಿರಿ.

Cut along the lines. Look at the page numbers and paste the parts on the last page to make a story
 ಗೆರೆಯ ಮೇಲೆ ಕತ್ತರಿಸಿ. ಪುಟದ ಸಂಖ್ಯೆ ನೋಡಿ, ಕ್ರಮದಲ್ಲಿ ಕೊನೆಯ ಪುಟದ ಮೇಲೆ ಅಂಟಿಸಿ.

| | |
|--|--|
| <p>8</p>  <p>You are my friend.</p> | <p>1</p> <p>My Friends</p>  |
| <p>6</p>  <p>Who will jump with me?</p> | <p>3</p>  <p>I will play with you.</p> |
| <p>2</p>  <p>Who will play with me?</p> | <p>7</p>  <p>I will jump with you.</p> |
| <p>4</p>  <p>Who will run with me?</p> | <p>5</p>  <p>I will run with you.</p> |

Paste the parts to make a story.

1

2

3

4

5

6


7


8



+91 80 26629890 

info@sikshana.org @

www.sikshana.org 

41, K. R. Road, Basavangudi 
Bengaluru – 560004, Karnataka